

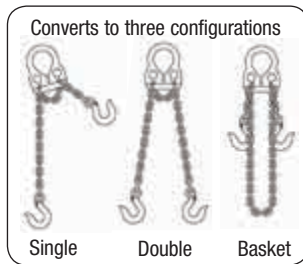


LiftAll® Adjust-A-Link Grade 100 Chain Slings

- Highly versatile—one sling does it all
- Grade 100 chain has 25% greater capacity than grade 80
- OSHA compliant—proof tested and certified

Adjust-A-Link chain slings are among the most versatile and easily adjustable slings out there, converting to single, double or basket configurations. Their angled control plate reduces bending torque on the chain and the wider top bearing surface reduces wear to both the plate and crane hook. Control plate and sling hooks are made from heat-treated alloy steel with rust-resistant high-visibility yellow paint. OSHA compliant.

Note: Do not exceed rated capacities. Sling capacity decreases as the angle from horizontal decreases. Do not use in angles of less than 45°.




Grade 100 Alloy Welded Lifting Chains

- Rated for lifting up to 8800 lbs
- Each chain is proof tested and certified

In the past you may have used a piece of "log chain" to lift heavy objects, but for safety reasons, Grade 100 chain is the approved grade for rigorous lifting applications. Although Grade 100 chain may cost more, the risk involved with using a chain of unknown strength to lift heavy objects is great. This is why we recommend and sell only Grade 100 chain for lifting purposes.

Each chain-and-hook assembly is proof tested, certified with a certificate and includes an identification tag that shows size, serial number and capacity. Our 3/8" x 10'L chains are rated for 8800 lbs of lift capacity. Choose from three different chain-and-hook combinations. Grab hooks have a 0.45" opening and are designed to lock onto links in the chain after the chain has been wrapped around the load. Sling hooks have a 1.31" opening.

Grab Hook/
Grab Hook Grab Hook/
Sling Hook Sling Hook/
Sling Hook



LENGTH	CHAIN SIZE	RATED CAPACITY (LBS)		HOOK OPENING	STOCK #	EACH \$
		SINGLE @ 90°	DOUBLE @ 60°			
6'	9/32"	4300	7400	1 1/16"	37651	
10'	9/32"	4300	7400	1 1/16"	37652	
10'	3/8"	8800	15,200	1 9/16"	37653	
14'	3/8"	8800	15,200	1 9/16"	37654	

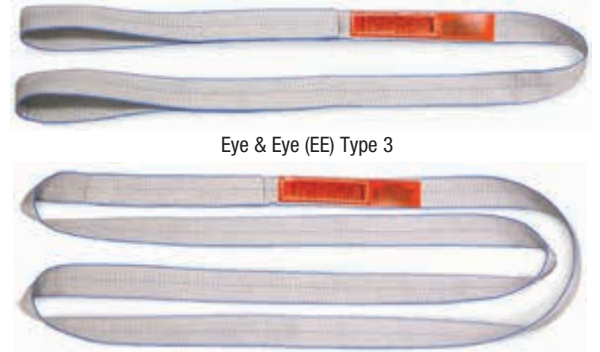
DESCRIPTION	STOCK #	EACH \$
3/8" x 10' Grab/Grab Hooks	26843	\$
3/8" x 10' Grab/Sling Hooks	26845	\$
3/8" x 10' Sling/Sling Hooks	26847	\$

LiftAll® Tuff-Edge® 1600 Web Slings



- The BEST web sling for heavy-duty, rugged use

Proven sling web construction with red core warning yarns. Blue polymer edge yarns designed to resist abuse, extend sling life. Webbing is treated for abrasion resistance. Tuff-Tag for permanent identification—required by OSHA. For equipment only. Not man-rated.



TYPE	WIDTH	PLY	RATED CAPACITIES (LBS)			6-FT		8-FT		10-FT		12-FT	
			VERT	CHOKE	BASKET	STOCK #	EACH \$	STOCK #	EACH \$	STOCK #	EACH \$	STOCK #	EACH \$
TYPE 3	1"	1	1600	1250	3200	37581		37582		37583		37584	
	2"		3200	2500	6400	37585		37586		37587		37588	
	3"		4800	3800	9600	37589		37590		37591		37592	
	1"	2	3200	2500	6400	37593		37594		37595		37596	
	2"		6400	5000	12,800	37597		37598		37599		37600	
	3"		8600	6900	17,200	37601		37602		37603		37604	
TYPE 5	1"	1	3200	2500	6400	37605		37606		37607		37608	
	2"		6400	5000	12,800	37609		37610		37611		37612	
	3"		8600	6900	17,200	37613		37614		37615		37616	
	1"	2	6200	4900	12,400	37617		37618		37619		37620	
	2"		12,200	9800	24,400	37621		37622		37623		37624	
	3"		16,300	13,000	32,600	37625		37626		37627		37628	