

TANKS Mixers

J.L. Wingert Mixers

- Durable mixers for all applications
- Choose mount and motor that best fit your application


J.L. Wingert mixers are well suited for a variety of mixing applications, including blending liquids and dissolving solids. Designed for easy installation and maximum flexibility, mixers are available with a wide variety of mountings, motors and mixing elements.

Light-duty mixers are for small batches of very low viscosity liquids. **High-speed mixers** are for general use with batches up to 300 gallons with viscosities up to 300 cps. **Low-speed mixers** are for batches up to 500 gallons with viscosities up to 2000 cps.

All mixers feature TEFC motors. Light-duty mixer motors are 115 VAC, 60 Hz. High-speed and low-speed mixer motors are 115/230 VAC, 60 Hz. **Note:** Additional mixer options are available as special order. Contact USABlueBook for more information.

Shipping: Additional shipping fees apply. Select units ship motor freight.

MFR #	RPM	SHAFT & IMPELLER	MOUNTING	MOTOR HP	SHAFT (DIA x L)	IMPELLER (DIA)	# OF IMPELLERS	STOCK #	EACH
LIGHT-DUTY MIXERS									
LDF-0050-H	1550	316 SS	Flange	1/20	5/16" x 28"	1 3/4"	1	26575	\$
LDT-0050-H	1550	316 SS	2" NPT(M)	1/20	5/16" x 28"	1 3/4"	1	26577	
LDB-0050-H	1550	316 SS	Bracket	1/20	5/16" x 28"	1 3/4"	1	26579	
LDF-0050-H/EK	1550	Black Epoxy-Coated	Flange	1/20	5/16" x 28"	1 3/4"	1	26581	
LDT-0050-H/EK	1550	Black Epoxy-Coated	2" NPT(M)	1/20	5/16" x 28"	1 3/4"	1	26583	
LDB-0050-H/EK	1550	Black Epoxy-Coated	Bracket	1/20	5/16" x 28"	1 3/4"	1	26591	
HIGH-SPEED MIXERS									
B-2-TE-H	1750	304 SS	Bracket	1/3	1/2" x 36"	2 3/8"	2	26593	\$
B-3-TE-H	1750	304 SS	Bracket	1/2	1/2" x 36"	2 3/8"	3	26595	
C-2-TE-H	1750	304 SS	Clamp	1/3	1/2" x 36"	2 3/8"	2	26601	
C-3-TE-H	1750	304 SS	Clamp	1/2	1/2" x 36"	2 3/8"	3	26603	
LOW-SPEED MIXERS									
B-160	60	304 SS	Bracket	1/4	5/8" x 44"	14"	1	26830	\$
B-260	60	304 SS	Bracket	1/3	5/8" x 44"	14"	2	26832	
B-360	60	304 SS	Bracket	1/2	5/8" x 44"	14"	3	26849	
C-160	60	304 SS	Clamp	1/4	5/8" x 36"	14"	1	26859	
C-260	60	304 SS	Clamp	1/3	5/8" x 36"	14"	2	26872	
C-360	60	304 SS	Clamp	1/2	5/8" x 36"	14"	3	26899	



Light-Duty Mixer 26579

Close-Up of Clamp Mounting Option

Replacement Parts for Mixers

MFR #	DESCRIPTION	STOCK #	EACH
PARTS FOR LIGHT-DUTY MIXERS			
0279-28	316 SS Shaft & Impeller for Light-Duty Mixers	27525	\$
0279-28-EK	Black Epoxy-Coated Shaft & Impeller for Light-Duty Mixers	27527	
PARTS FOR HIGH-SPEED MIXERS			
0285	Shaft with (2) Impellers for B-2 and C-2 Mixers	27529	\$
0286	Shaft with (3) Impellers for B-3 and C-3 Mixers	27531	

MFR #	DESCRIPTION	STOCK #	EACH
PARTS FOR LOW-SPEED MIXERS			
0267	Impeller for Low-Speed Mixers	27558	\$
0305	Shaft with Impeller for B-160 Mixer	27533	
0306	Shaft with (2) Impellers for B-260 Mixer	27535	
0307	Shaft with (3) Impellers for B-360 Mixer	27537	
0302	Shaft with Impeller for C-160 Mixer	27539	
0303	Shaft with (2) Impellers for C-260 Mixer	27543	
0304	Shaft with (3) Impellers for C-360 Mixer	27554	

Proper Mixer Mounting and Positioning

Small mixing tanks (1000 gallons or less) often have the mixer clamped to the tank side. Optimum mixing is achieved when the mixer is angled from the tank wall, either off center (*figure 1*) or on center (*figure 2*). Improperly mounting a portable mixer will greatly lessen mixing efficiency, cause vibration and possibly mixer damage.

Angling off center is preferred when good material turnover is required (i.e., mixing a slurry). Angling on center is desired for more gentle mixing and to minimize vortexing.

Larger size tanks typically require that the mixer is mounted directly in the center of the tank with the shaft vertical (*figure 3*). With this arrangement, baffles are recommended to prevent the contents of the tank from turning in the direction of the mix.

This baffling will avoid vortexing and allow mixing to be as thorough as possible. It's suggested to use four baffles of approx. 1/2 of the tank diameter, located 90° apart. The baffle should not fully extend to the tank bottom, and a gap should be provided between the baffle and the tank wall.

operator notes

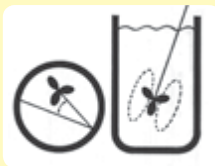


Figure 1

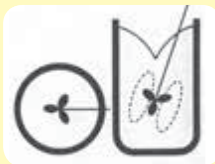


Figure 2

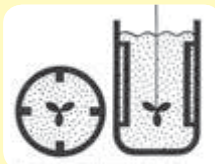



Figure 3

Flange Mount 1/20-hp Agitators

- Stainless steel shaft

These rugged agitators are designed to mount on our tanks. An optional PVC coating is available on the shaft and impeller for improved chemical resistance. PVC is recommended for chlorine solutions. All agitators include shafts, impellers and 8'L cord. 120V motor. Alternate voltages available. Contact USABlueBook for more information.



PVC-Coated Impeller & Shaft Available

DESCRIPTION	STOCK #	EACH
AGITATORS		
24" SS, 35 Gallon	42969	\$
34" SS, 55 Gallon	42970	
24" PVC-Coated, 35 Gallon	61110	
34" PVC-Coated, 55 Gallon	61112	
REPLACEMENT SHAFTS		
24" SS	42973	\$
34" SS	42971	
24" PVC-Coated	42974	
34" PVC-Coated	42975	
ACCESSORIES		
Straightening Tubes, Pack of 4	61114	\$
Clamp Mount Kit	350215	
Replacement Flange Mount Kit	61121	
Replacement Motor with Cord	61111	



5/16" Diameter Shaft